

# Reception



Guest Reception units	<b>10</b>
Gloss Reception units	<b>16</b>
Link Reception units	<b>20</b>
Access Reception units	<b>24</b>
Ovali Reception units	<b>28</b>
Low tables	<b>29</b>
Easy chairs & sofas	<b>30</b>
Bench units	<b>40</b>

# Guest

Combining an extensive variety of materials and colour schemes, with the option to personalise and illuminate the reception counter shelf, the Guest range allows you to truly tailor your reception area to your image.





« Welcome » counter shelf with LED backlight illumination



« Welcome » counter shelf with LED illumination under lower edge



A reception desk with the option to **customise**



« Let your illuminated company logo lead your visitors to a warm and welcoming reception: Be our Guest. »

**LAURENT VANDENBROUCKE** Head of Sales



Choose between  
**contemporary wood** or  
**innovative metal** design



# Shade card

- Melamine panel cladding  
2 choices of finish from stock



**MG**  
Snow white



**RL**  
Amber walnut

## 1 finish on request

Premium on standard pricing of 15% (based on the price of units available from stock)



**ML**  
Brown oak

- Metal panel cladding  
(white desktops)  
2 choices of finish from stock



**SA**  
Aluminium grey



**LR**  
Red

# The range



## ■ Melamine cladding

### High standard modules w. 120 cm

- Starter module for integration in a row or free-standing
- Starter module combined with a corner module or DDA\*
- Add-on module

#### W. 160 cm

- Starter module for integration in a row or free-standing
- Starter module combined with a corner module or DDA\*
- Add-on module

### 90° high corner modules

#### Right-hand module

- Starter module 6 720 038 + top + MG
- Add-on module 6 720 039 + top + MG

#### Left-hand module

- Starter module 6 720 040 + top + MG
- Add-on module 6 720 041 + top + MG

### Low DDA\* module w. 125 cm (always positioned at extremity)

- Add-on module 6 720 042 + top + MG

## 4 choices of finish on request

Premium on standard pricing of 15% (based on the price of units available from stock)



**SJ**  
Blue



**LQ**  
Green




**LV**  
Orange

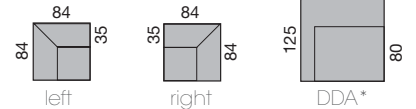


**LP**  
Plum

## Standard modules



## Corner modules



# Technical specifications

**1** Structural melamine modesty panels in a snow white MG finish, 19 mm thick overlaid with superimposed front panels made from 19 mm thick melamine or perforated sheet metal.

**2** Melamine legs in a snow white MG finish, 38 mm thick. Short inner leg design to facilitate freedom of movement between module sections or long leg design to complete a straight configuration without corner module.

**3** 38 mm thick melamine tops, fitted with 2 cable ports Ø 80 mm (except DDA\* module). Worktops matching the melamine cladding, or snow white MG tops for units with metal cladding.

**4** Usable dimensions:

Usable height between the worktop and counter top: 35 cm.

Usable depth of the worktop with counter fitted: 80 cm



\* DDA : Disability Discrimination Act

## ■ Metal cladding



W. 120 cm



W. 160 cm



W. 125 cm

### High standard modules

Starter module for integration in a row or free-standing	6 720 043 + fin. + MG
Starter module combined with a corner module or DDA*	6 720 070 + fin. + MG
Add-on module	6 720 044 + fin. + MG
Starter module for integration in a row or free-standing	6 720 045 + fin. + MG
Starter module combined with a corner module or DDA*	6 720 071 + fin. + MG
Add-on module	6 720 046 + fin. + MG

### 90° high corner modules

<b>Right-hand end module</b> Starter module	6 720 047 + fin. + MG
Add-on module	6 720 048 + fin. + MG
<b>Left-hand end module</b> Starter module	6 720 049 + fin. + MG
Add-on module	6 720 050 + fin. + MG

### Low DDA\* module (always positioned at extremity)

Add-on module	6 720 051 + fin. + MG
---------------	-----------------------

### On counter shelves W. 100 cm white SO or aluminium grey SA finish

Neutral (without inscription)	6 720 026 + fin.
with inscription « Welcome »	6 720 025 + fin.
with personalised inscription	contact us for details

### LED kit W. 95 cm designed to be fitted under lower edge and/or behind inscription.

white	6 720 072
with light colour changer	6 720 073

### Cable trough in white SO or aluminium grey SA finish

W. 90 cm	6 720 067 + fin.
----------	------------------

Optional extras



## ■ Complementary furniture



### Low tables - melamine

Technical specifications, see p 29

Square 70 x 70 cm	6 720 029 + top
Rectangular 110 x 70 cm	6 720 030 + top



### Mobile pedestals - melamine

Technical specifications, see p 132

1 box dr. + 1 filing drawer	6 720 059 MG SO
3 box drawers	6 720 060 MG SO
Optional fabric cushion pad	2 301 044 + fab. B*



### Mobile pedestals - metal

Technical specifications, see p 131

1 box dr. + 1 filing drawer	6 720 061 SO
3 box drawers	6 720 062 SO
Optional fabric cushion pad	2 613 043 + fab. B*

\*Fabrics from stock : prairie green UO, vermillion red DM, plum DU, iron grey UZ

### Cupboards - melamine

Technical specifications, see p 158-159

#### Low cupboards H. 71 x W. 80 x D. 42.6 cm - 1 shelf

2 melamine doors	6 720 063 MG MG
------------------	-----------------

#### Medium cupboards H. 133.3 x W. 80 x D. 42.6 cm - 3 shelves

2 melamine doors	6 720 064 MG MG
------------------	-----------------

#### High cupboards H. 197.3 x W. 80 x D. 42.6 cm - 4 shelves

2 melamine doors	6 720 065 MG MG
4 melamine doors	6 720 066 MG MG



Easy chairs p. 30.



Lamps p. 146.



Ergonomic chairs p. 304.





# Gloss

Gloss is a reception desk infused with modern design and elegant styling, combining the use of a range of matt and glossy materials with finishes offering a distinctly contemporary look.





Guarantee  
**3**  
years



**LED backlighting**  
creates a warm  
atmosphere

## Shade card

1 finish for tops and legs from stock



**NA**  
Pastel white

1 finish for glossy laminated modesty panels from stock (+ col.)



**RR**  
Red

2 choices of finish for glossy laminated modesty panels on request (allow 5 weeks for delivery) (+ col.)



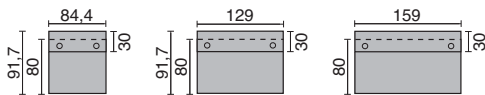
**RS**  
White



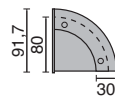
**RQ**  
Orange

## The range

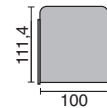
High modules - H. 111 cm



90° high corner modules  
H. 111 cm



Low DDA modules  
H. 74 cm



Sliding-door cupboard with box drawers

### ■ High standard modules



**W. 84 cm** free-standing  
intermediate  
left-hand end module  
right-hand end module

6 930 054 NA + col.  
6 930 055 NA + col.  
6 930 056 NA + col.  
6 930 057 NA + col.

**W. 129 cm (on request)** free-standing  
intermediate  
left-hand end module  
right-hand end module

6 930 058 NA + col.  
6 930 059 NA + col.  
6 930 060 NA + col.  
6 930 061 NA + col.

**W. 159 cm** free-standing  
intermediate  
left-hand end module  
right-hand end module

6 930 062 NA + col.  
6 930 063 NA + col.  
6 930 064 NA + col.  
6 930 065 NA + col.

## Technical specifications

**1** 28 mm thick melamine tops, fitted with 2 cable ports Ø 80 mm (except DDA\* module). High modules with white lacquered glass top, 4 mm thick.

**2** 28 mm thick melamine legs for the extremities of the module. Tubular leg design at connection point of 2 modules, facilitating freedom of movement between sections.

**3** Modesty panels made from MDF panels, 12 mm thick and covered with glossy laminate panelling.

**4** Usable dimensions:

Usable height between the worktop and counter top: 33 cm.

Usable depth of the worktop with counter fitted: 80 cm

**5** High module with LED lighting fitted under the counter top element (foot-switch located on user side)



■ 90° high corner modules



intermediate	6 930 066 NA + col.
left-hand end module	6 930 067 NA + col.
right-hand end module	6 930 068 NA + col.



■ Low standard modules



<b>DDA* W 100 cm</b>	intermediate	6 930 041 NA + col.
	left-hand end module	6 930 042 NA + col.
	right-hand end module	6 930 043 NA + col.



Optional extra

**Cable trough W. 90 cm**  
in white SO or aluminium grey SA finish

6 930 044 + fin.



\* DDA: Disability Discrimination Act

■ Complementary furniture



**Melamine cupboards with sliding doors - on request (allow 6 weeks)**

Melamine shell in a pastel white NA finish, sliding doors with glossy laminate cladding. Cupboards fitted with a white melamine drawer unit, 2 drawers.

**Low cupboard H. 112.9 x W. 200 x D. 43.4 cm - 2 shelves**

2 doors with laminated cladding	6 930 047 NA + col.
---------------------------------	---------------------



**Mobile pedestals - metal**

In a white finish SO - Technical specifications, see p 131

1 box dr. + 1 filing drawer	6 930 048 SO
3 box drawers	6 930 049 SO
Optional fabric cushion pad	2 613 043 + fab. B*



**Mobile pedestals - melamine**

In a snow white finish MG - Technical specifications, see p 132

1 box dr. + 1 filing drawer	6 930 051 MG SA
3 box drawers	6 930 052 MG SA
Optional fabric cushion pad	2 301 044 + fab. B*



\*cat. B fabrics from stock: prairie green UO, vermillion red DM, plum DU, iron grey UZ

**Sushi low tables**

Frame in an aluminium grey SB or chrome SQ finish - Technical specifications, see p 132

**Square 60 x 60 cm**

frame SB	6 930 045 NA SB
frame SQ	6 930 045 NA SQ

**Rectangular 40 x 70cm**

frame SB	6 930 046 NA SB
frame SQ	6 930 046 NA SQ



# Link

---

The Link range of reception furniture exudes a distinctive and contemporary styling thanks to an extensive choice of shapes, materials and finishes. A short inner leg design guarantees users the fluidity and freedom of movement they need between the units.





Optional glass tops



Brushed aluminium decorative bands



Projecting a **professional** image

## Shade card

2 choices of finish for tops from stock



**NA**  
Pastel white



**MZ**  
Light walnut

2 choices of finish for tops on request



**NC**  
Cherry



**NE**  
Wenge

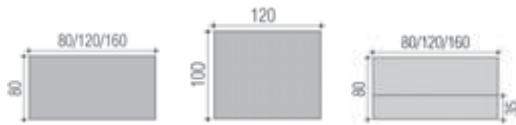
## Technical specifications

- 1** 28 mm thick melamine tops, fitted with 2 cable ports Ø 80 mm. Desktop and back made from 12 mm thick melamine panels. Optional glass counter tops : 12 mm thick toughened glass.
- 2** 52 mm thick melamine legs with 2 horizontal brushed aluminium decorative bands. Shortened legs enable users to move freely between the different sections of the reception unit, or long legs at each end of the unit for a perfect finish. Free-standing modules fitted with 2 long legs. Intermediate modules fitted with 2 shortened legs. End modules with 1 shortened leg and 1 long leg.
- 3** Modesty panels are 12 mm thick and trimmed with 2 horizontal brushed aluminium bands.
- 4** Usable dimensions:  
Usable height between the worktop and counter top: 30 cm.  
Usable depth of the worktop with counter fitted: 45 cm



## The range

Standard modules



Corner modules



### ■ Standard modules



	<b>Low - H. 74 cm</b>	
<b>W. 80 cm</b>	free-standing	6 611 031 + top
	intermediate	6 611 049 + top
	left-hand end module	6 611 007 + top
	right-hand end module	6 611 001 + top
<b>W. 120 cm</b>	free-standing	6 611 033 + top
	intermediate	6 611 051 + top
	left-hand end module	6 611 009 + top
	right-hand end module	6 611 003 + top
<b>W. 160 cm</b>	free-standing	6 611 035 + top
	intermediate	6 611 053 + top
	left-hand end module	6 611 011 + top
	right-hand end module	6 611 005 + top

Low tables p. 29.



Lamps p. 146.



Metal cupboards p. 160.





**Low - H. 74 cm DDA\***

<b>W. 120 cm</b>	free-standing	6 611 084 + top
	intermediate	6 611 087 + top
	left-hand end module	6 611 080 + top
	right-hand end module	6 611 079 + top



**High - H. 106 cm**

<b>W. 80 cm</b>	free-standing	6 611 032 + top
	intermediate	6 611 050 + top
	left-hand end module	6 611 008 + top
	right-hand end module	6 611 002 + top
<b>W. 120 cm</b>	free-standing	6 611 034 + top
	intermediate	6 611 052 + top
	left-hand end module	6 611 010 + top
	right-hand end module	6 611 004 + top
<b>W. 160 cm</b>	free-standing	6 611 036 + top
	intermediate	6 611 054 + top
	left-hand end module	6 611 012 + top
	right-hand end module	6 611 006 + top

**Optional glass tops**

W. 80 cm	6 611 176 VR
W. 120 cm	6 611 174 VR
W. 160 cm	6 611 175 VR

\*DDA : Discrimination Disability Act

## ■ Corner modules



**90° angle standard modules**

<b>low - H. 74 cm</b>	intermediate module	6 611 071 + top
	left-hand end module	6 611 057 + top
	right-hand end module	6 611 055 + top



<b>high - H. 106 cm</b>	intermediate module	6 611 072 + top
	left-hand end module	6 611 058 + top
	right-hand end module	6 611 056 + top



**90° angle curved modules**

<b>high - H. 106 cm</b>	free-standing module	6 611 203 + top
	intermediate module	6 611 205 + top
	left-hand end module	6 611 201 + top
	right-hand end module	6 611 199 + top



**45° angle curved modules**

<b>high - H. 106 cm</b>	free-standing module	6 611 195 + top
	intermediate module	6 611 197 + top
	left-hand end module	6 611 193 + top
	right-hand end module	6 611 191 + top

**Optional glass tops**

90° angle straight module	6 611 171 VR
90° angle curved module	6 611 173 VR
45° angle curved module	6 611 172 VR

## ■ Complementary furniture



### Cupboards (on request - allow 6 weeks for delivery)

Melamine shells with pastel white NA finish, light walnut MZ or wenge NE (cherry NC finish not available).

H. 112.9 x W. 80 x D. 43.2 cm	6 611 252 + top
H. 183.3 x W. 80 x D. 43.2 cm	6 611 253 + top



### Mobile metal pedestals

Melamine top with pastel white NA finish, light walnut MZ from stock, cherry NC and wenge NE on request. Technical specifications see page 131.

1 box dr. + 1 filing drawer	6 611 236 + top + SA
3 box drawers	6 611 237 + top + SA
Optional fabric cushion pad	2 613 043 + fab. B*



### Mobile melamine pedestals (on request - allow 6 weeks for delivery)

Pastel white NA finish; light walnut MZ or wenge NE (cherry NC finish not available). H. 58 x W. 43.4 x D. 60 cm

1 box dr. + 1 filing drawer	6 611 250 + top
3 box drawers	6 611 251 + top

\*Cat. B fabric from stock: prairie green UO, vermillion red DM, plum DU, iron grey UZ and glacier blue UT



# Access

---

A fusion of melamine and steel accents, combining high and low modules with flowing convex, curved or straight modules to create multiple seamless configurations.





Counters with perforated metal front panels



Floor level plinths for added solidity



A **warm** welcome

## Shade card

3 choices of finish for tops from stock



**MA**  
White maple



**MZ**  
Light walnut



**NC**  
Cherry

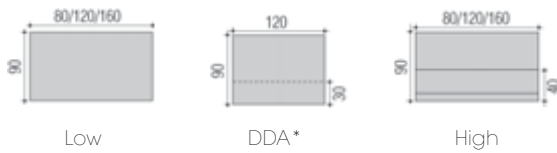
## Technical specifications

- 1 28 mm thick melamine tops, fitted with 2 cable ports Ø 80 mm (models with optional counters only).
- 2 18 mm thick melamine side panel legs. Shortened legs enable users to move freely between the different sections of the reception unit.
- 3 Modesty panels made from 18 mm thick melamine panels. Counter modules with perforated metal modesty panels, in an aluminium grey finish.
- 4 Usable dimensions: Usable height between the worktop and counter top: 35 cm. Usable depth of the worktop and counter top: 77 cm



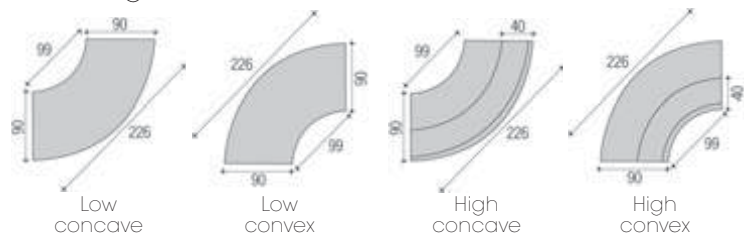
## The range

Standard modules




\*DDA : Disability Discrimination Act

90° angle corner modules



### ■ Standard modules



#### Low - H. 74 cm

- |                    |                 |
|--------------------|-----------------|
| W. 80 cm           | 6 610 041 + top |
| W. 120 cm          | 6 610 043 + top |
| W. 160 cm          | 6 610 045 + top |
| W. 120 cm for DDA* | 6 610 067 + top |




#### High - H. 112 cm

- |           |                 |
|-----------|-----------------|
| W. 80 cm  | 6 610 042 + top |
| W. 120 cm | 6 610 044 + top |
| W. 160 cm | 6 610 046 + top |



## ■ Corner modules



### Low - H. 74 cm

1 90° convex	6 610 007 + top
2 90° concave	6 610 015 + top

### High - H. 112 cm

1 90° convex	6 610 008 + top
2 90° concave	6 610 016 + top

## ■ Complementary furniture



### Cupboards (on request - allow 6 weeks for delivery)

Melamine shells with a white maple MA or light walnut MZ finish

H. 112.9 x W. 80 x D. 43.2 cm	6 103 091 + top
H. 183.3 x W. 80 x D. 43.2 cm	6 103 092 + top

### Mobile metal pedestals

Melamine top and in a white maple MA, light walnut MZ or cherry NC finish  
Technical specifications see page 131



2 box drawers + 1 filing drawer	6 610 272 + top + SA
3 box drawers	6 610 273 + top + SA
Optional fabric cushion pad	2 613 043 + fab. B*

\*Cat. B fabric from stock: prairie green UO, vermillion red DM, plum DU and iron grey UZ

### Mobile melamine pedestals

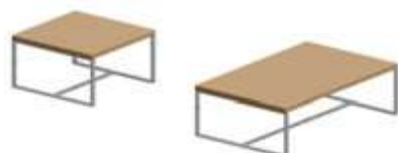
Pedestals in a white maple MA finish, light walnut MZ - on request, allow 6 weeks for delivery.  
H. 58 x W. 43.4 x D. 60 cm



2 box drawers + 1 filing drawer	6 103 089 + top
3 box drawers	6 103 090 + top

### Sushi low tables

Technical specifications see page 29



Square table 60 x 60 cm	6 610 078 + top + SB
Rectangular table 110 x 70 cm	6 610 079 + top + SB

Easy chairs p. 30.



Lamps p. 146.



Ergonomic chairs  
p. 304.






## ■ Free-standing modules

- > Worktops made from 28 mm thick melamine panels, straight edges protected by 2 mm thick strip of ABS
- > Counter tops in 8 mm thick toughened glass with satin finish
- > Melamine structure of 18 mm, 28 mm or 52 mm thickness depending on panel type
- > Interior is fitted with a storage module including 2 shelves
- > Height of desk: 72 cm; height of counter: 115 cm
- > Usable depth of high module: 69.5 cm
- > Usable height of desk (at central point): 85 cm
- > Usable height between the worktop and counter top: 42.2 cm

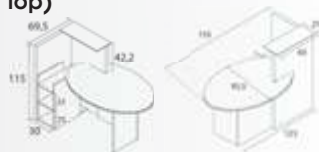
### 2 choices of finish (+ top)



**NAMZ**  
Pastel white/  
Light walnut

**NANE**  
Pastel white/  
Wenge

From stock



**Standard module**  
6 632 011 + top



**Left-hand module**  
6 632 012 + top



**Melamine cupboards** p. 158.



**Mobile metal pedestals** p. 131.



**Mobile melamine pedestals** p. 132.



**Salsa low tables** p. 32.





■ **Sushi**

> Rectangular tubular steel frame > Square or rectangular melamine table top, 28 mm thick > Height 32 cm.



**Square table** - W. 60 x D. 60 cm

- Aluminium grey 6 513 003 + top + SB
- Chrome 6 513 003 + top + SQ

**Rectangular table** - L. 110 x P. 70 cm

- Aluminium grey 6 513 004 + top + SB
- Chrome 6 513 004 + top + SQ

**7 choices of finish for tops (+ top)**

<b>NA</b>	<b>MZ</b>	<b>NC</b>	<b>NE</b>	<b>MA</b>	<b>NO</b>	<b>NB</b>
Pastel white	Light walnut	Cherry	Wenge	White maple	Light oak	Natural beech
From stock			On request (allow 6 weeks)			

■ **Double top low table**

Metal frame in an aluminium grey finish > Two-tier transparent glass tops can be removed from frame > Black polypropylene glides > Height 45 cm.



**Square table** - W. 60 x D. 60 cm

6 339 010 GI SB

**Rectangular table** - W. 90 x D. 60 cm

6 339 011 GI SB

■ **Guest**

> Melamine table tops and legs, 38 mm thick > Height 40 cm.



**Square table** - W. 70 x D. 70 cm

6 720 029 + top

**Rectangular table** - W. 110 x D. 70 cm

6 720 030 + top

**4 choices of finish for tops (+ top)**

<b>MG</b>	<b>RL</b>	<b>MN</b>	<b>ML</b>		
Snow white	Amber walnut	White oak	Brown oak	PEFC PEFC/07-32-197	Manufactured to ISO 14001
From stock		On request (allow 5 weeks)			

■ **Star**

Circular or square table > Melamine table top, 25 mm thick > Legs in a chrome finish > Height 45 cm.



**Circular table** - ø 75 cm

6 300 001 + top + SQ

**Square table** - 60 x 60 cm

6 300 002 + top + SQ

**6 choices of finish for tops (+ top)**

<b>MG</b>	<b>MA</b>	<b>MB</b>	<b>MC</b>	<b>RH</b>	<b>RL</b>		
Snow white	White maple	Light beech	Salmon beech	French Apple	Amber walnut	PEFC PEFC/07-32-197	Manufactured to ISO 14001
From stock		On request (allow 5 weeks)					



Low table p. 32

## ■ Salsa easy chair

> Single seat easy chairs, 2 and 3-seater sofas with or without backrests > 45° and 90° corner sofas with backrest > Seat padding: polyurethane foam, density 40 kg/m<sup>3</sup> ; Backrest padding: polyurethane foam, density 30 kg/m<sup>3</sup> > Covering: 4 choices of fabric colours available from stock (depending on model) and 12 choices on request. Optional leather or simulated leather covering available on request: contact us for details > Legs: 2 tubular steel legs in an aluminium grey finish.



### Standard models with backrest

#### Single seater chair

From stock

6 096 003 + fab. + SB

#### Two seater sofa

From stock

6 096 005 + fab. + SB

#### Three seater sofa

On request

6 096 007 + fab. + SB

### Standard models without backrest

#### Single seater chair

On request

6 096 004 + fab. + SB

#### Two seater sofa

On request

6 096 006 + fab. + SB

#### Three seater sofa

On request

6 096 008 + fab. + SB

### Corner models with backrest

#### 90° angle corner model

From stock

6 096 010 + fab. + SB

#### 45° angle corner model

On request

6 096 009 + fab. + SB

Optional extra




#### Set of 2 connecting kits

From stock

6 096 011

### 10 choices of Bondai fabric colour (+ fab.)



Coral orange   Prairie green   Aubergine   Storm grey   Light taupe   Cloud grey   Bordeaux   Electric blue   Chocolate   Black

From stock

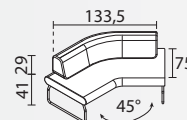
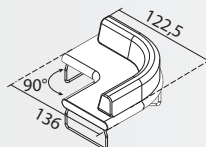
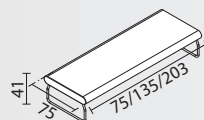
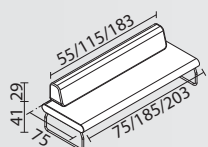
On request, depending on model (allow 8 weeks)

### 5 choices of Blazer fabric colour (+ fab.)



Green   Red   Blue   Violet   Black

On request (allow 8 weeks)





## ■ Salsa low tables

> 2 dimensions: square and rectangular > Melamine table top, 19 mm thick in a dark grey finish > 2 tubular steel legs in an aluminium grey finish.



### Rectangular low table

W. 130 x D. 70 x H. 41 cm

From stock

6 096 002 NN SB



### Square low table

W. 70 x D. 70 x H. 41 cm

On request

6 096 001 NN SB



## ■ Lips easy chair

> Aluminium structure > Central stem with fixed point automatic return mechanism > Polyurethane seat



From stock

6 452 001 + col. + SB



2 choices of colour for seat (+ col.)



White Black  
From stock

## ■ Star low tables

> Circular or square table > Melamine table top 25 mm thick > Leg in a chrome finish > Height 45 cm



### Circular table - ø 75 cm

From stock

6 300 001 + top + SQ



### Square table - 60 x 60 cm

From stock

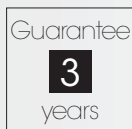
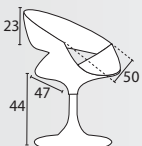
6 300 002 + top + SQ



6 choices of top colour (+ top)



Snow white Light beech Salmon beech French Apple White maple Amber walnut  
From stock On request (allow 5 weeks)





Low table p.32



Easy chairs p.30





## ■ Bip easy chair

> Structure in a chrome finish > 2 types of covering: simulated leather, cat. B fabrics (Xtrem Plus) or cat. C fabrics (Blazer only) > Black top-stitching (white for black covering) > 2 types of legs: central stem with fixed point automatic return or 4 fixed legs.

	<b>Central stem - fixed point automatic return</b>	
Simulated leather from stock	6 446 004 + leather + SQ	
cat. B fabrics from stock	6 446 004 + fab. B + SQ	
cat. C fabrics (Blazer) on request	6 446 004 + fab. C + SQ	

	<b>4 fixed legs</b>	
	6 446 003 + leather + SQ	
	6 446 003 + fab. B + SQ	
	6 446 003 + fab. C + SQ	


## ■ Bop stools

> 2 shapes: square 40 x 40 cm or round ø 40 cm > 2 types of covering: simulated leather, cat. B fabrics (Xtrem Plus) or cat. C fabrics (Blazer only) > Height 44 cm > Polyurethane foam padding > Square stools are fitted with connectors that enable multiple layouts and configurations


	<b>Square stools</b>	
Simulated leather from stock	6 447 001 + leather	
cat. B fabrics from stock	6 447 001 + fab. B	
cat. C fabrics (Blazer) on request	6 447 001 + fab. C	

	<b>Round stools</b>	
	6 447 002 + leather	
	6 447 002 + fab. B	
	6 447 002 + fab. C	

### 5 choices of cat. B fabric colour (+ fab. B)

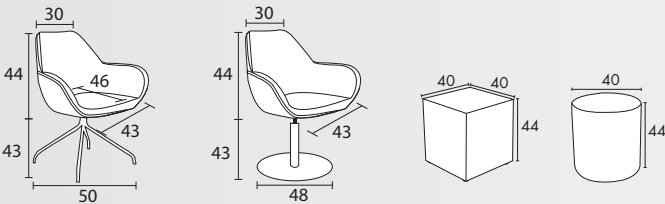


### 4 choices of simulated leather colour (+ leather)



**20** choices of fabric colour on request (allow 4 to 6 weeks). Shades and codes: see pages 346-347.

**cat. A fabrics** : not available



## ■ Galway easy chair

> 4-leg structure in a chrome finish > One and two seater sofa > 3 types of coverings: simulated leather, leather, cat. B fabric

### Single seater chair

Simulated leather from stock	6 453 001 + leather + SQ	
Leather on request	6 453 001 + leather + SQ	
cat. B fabric from stock	6 453 001 + fab. B + SQ	

### Two seater sofa

Simulated leather from stock	6 453 002 + leather + SQ	
Leather on request	6 453 002 + leather + SQ	
cat. B fabric from stock	6 453 002 + fab. B + SQ	

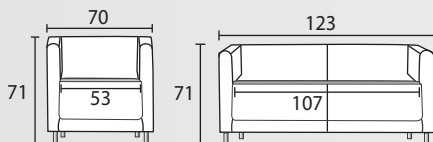
**24** choices of cat. B fabric colour on request (allow 4 to 6 weeks) Shades and codes: see pages 346-347.

**cat. A** : not available  
**cat. C** : not available

### 5 choices of covering for Galway (+ leather)



### 1 cat. B fabric (+ fab. B)



## ■ Sushi low tables

> Rectangular tubular steel frame > Square or rectangular melamine tops, 28 mm thick > Height 32 cm.



### Square table - W. 60 x D. 60 cm

Aluminium grey	6 513 003 + top + SB	
Chrome	6 513 003 + top + SQ	

### Rectangular table - W. 110 x D. 70 cm

Aluminium grey	6 513 004 + top + SB	
Chrome	6 513 004 + top + SQ	

### 7 choices of finish for table tops (+ top)



**From stock** **On request (allow 6 weeks)**

## ■ Star low tables

Circular or square table > Melamine table top, 25 mm thick > Legs in a chrome finish > Height 45 cm.



**Circular table** - ø 75 cm  
6 300 001 + top + SQ

**Square table** - 60 x 60 cm  
6 300 002 + top + SQ

### 6 choices of finish for tops (+ top)

<b>MG</b>	<b>MA</b>	<b>MB</b>	<b>MC</b>	<b>RH</b>	<b>RL</b>
Snow white	White maple	Light beech	Salmon beech	French Apple	Amber walnut
From stock				On request (allow 5 weeks)	



## ■ Lulla easy chairs

> Structure in a chrome finish > 2 types of legs: wireframe (from stock) and central stem with fixed point automatic return (on request) > Fabric covering.

### Wireframe legs

cat. B fabrics from stock 6 461 001 + fab. B + SQ

### Central stem

cat. B fabrics on request 6 461 002 + fab. B + SQ



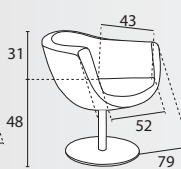
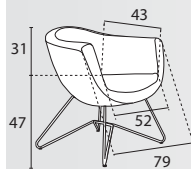
**17** cat. B fabrics on request (allow 4 to 6 weeks)  
Shades and codes, see pages 346-347.



cat. A fabrics: not available  
cat. C fabrics: (Blazer only): please contact us.

### 3 choices of cat. B fabric colour (+ fab. B)

<b>CO</b>	<b>US</b>	<b>UZ</b>
Light blue	Fuchsia pink	Iron grey
From stock		



## ■ Sushi low tables

> Rectangular tubular steel frame > Square or rectangular melamine table top, 28 mm thick > Height 32 cm.



**Square table** - W. 60 x D. 60 cm  
Aluminium grey 6 513 003 + top + SB  
Chrome 6 513 003 + top + SQ

**Rectangular table** - W. 110 x D. 70 cm  
Aluminium grey 6 513 004 + top + SB  
Chrome 6 513 004 + top + SQ

### 6 choices of finish for tops (+ top)

<b>NA</b>	<b>MZ</b>	<b>NC</b>	<b>NE</b>	<b>MA</b>	<b>NB</b>
Pastel white	Light walnut	Cherry	Wenge	White maple	Natural beech
From stock				On request (allow 6 weeks)	

## ■ Softly easy chairs

> Inner structure made from natural wood and MDF > Seating height: 45 cm.

### Single seater chair

Fabrics (TM,TN,TS) from stock 6 409 001 + fab.  
Cat.B fire-resistant (M1), black - from stock 6 409 001 DO  
Simulated leather, black - from stock 6 409 001 + leather  
Leather, black - on request 6 409 001 YB

### Two seater sofa

Cat.B fire-resistant (M1), black - from stock 6 409 002 DO  
Simulated leather, black - from stock 6 409 002 + leather  
Fabrics (TM,TN,TS) from stock 6 409 002 + fab.  
Leather, black - on request 6 409 002 YB



**19** cat. B fabrics on request (allow 4 to 6 weeks)  
Shades and codes, see pages 346-347.



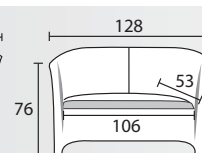
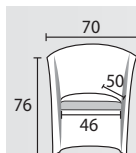
cat. A fabrics: not available  
cat. C fabrics: not available

### 5 choices of covering

<b>TM</b>	<b>TN</b>	<b>TS</b>	<b>DO</b>	<b>YA</b>
Carmine red	Blue	Black	Black fire-resistant	Black simulated leather
1 seat: from stock			From stock	
2 seats: on request				

### 2 choices of covering

<b>YI</b>	<b>YB</b>
Ivory simulated leather	Black leather
1 and 2 seater sofa on request (allow 6 weeks)	







## ■ Sweet easy chairs

> Tubular steel frame > Fire-resistant coverings > Also available with a structure in a chrome finish, contact us for details.

### Easy chairs with backrest

- cat. A fabrics on request 6 450 002 + fab. A + fin.
- cat. B fabrics from stock 6 450 002 + fab. B + fin.
- simulated leather on request 6 450 002 + leather + fin.

### Easy chairs without backrest – on request

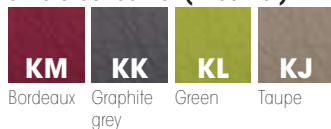
- cat. A fabrics on request 6 450 001 + fab. A + fin.
- cat. B on request 6 450 001 + fab. B + fin.
- simulated leather on request 6 450 001 + leather + fin.

### 6 choices of cat. B fabric colour (+ fab. B)



From stock

### 4 choices of textured simulated leather (+ leather)



From stock

On request (allow 5 weeks)

### 2 choices of finish for frame



From stock


On request (allow 5 weeks)

## ■ Sweet low table

> Table top made of white or black lacquered beech plywood > Structure matches the easy chairs.

B. 60 x D. 63 x H. 43 cm 6 450 003 + top + fin.

### 2 choices of finish for table tops (+ top)



From stock

Optional extra

### Set of 2 linking pieces

Designed to connect 2 units

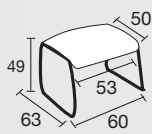
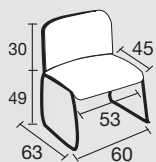
Set of 2 6 450 005



**33** choices of fabric on request (allow 4 to 6 weeks)  
Shades and codes, see pages 346-347.



cat. C fabrics:  
without backrest: + £. premium  
and with backrest + £. premium  
on standard pricing of cat. A  
fabrics prices





## ■ Egg reception seating

> Central stem leg with gas lift mechanism and cruciform base > 2 choices of 2 covering: cat. A fabric, cat. B fabric (Xtrem) or cat. C fabric, or textured simulated leather.

cat. B fabrics from stock	6 454 001 + fab. B + SQ
cat. A fabrics on request	6 454 001 + fab. A + SQ
cat. C fabrics on request	6 454 001 + fab. C + SQ
Textured simulated leather on request	6 454 001 + leather + SQ

### 3 choices of cat. B fabric colour (+ fab. B)



Light blue Nougat Bronze grey

From stock

### 2 choices of textured simulated leather (+ leather)



Green Bordeaux

On request (allow 5 weeks)

## ■ Guest low tables

> Rectangular melamine table top and legs, 38 mm thick > Height 40 cm.

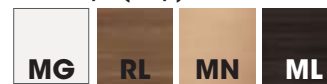
### Square table

W. 70 x D. 70 cm 6 720 029 + top

### Rectangular table

W. 110 x D. 70 cm 6 720 030 + top

### 4 choices of finish for table tops (+top)



Snow white Amber walnut White oak Brown brun

From stock

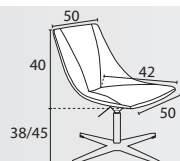
On request (allow 5 weeks)



**36** choices of fabric on request (allow 4 to 6 weeks)  
Shades and codes, see pages 346-347.



cat. B fabrics: + £ premium on standard pricing of cat. A fabrics  
cat. C fabrics: + £ premium on standard pricing of cat. A fabrics







### ■ Sosi bench units

> Square black MDF magazine shelf W. 45 cm > Painted metal base fitted with stabilizer feet > Black or aluminium grey finish.

	Structure: black	aluminium grey
<b>Bench units</b>		
2-seater	6 490 003 + fin.	
2-seater + shelf	6 490 002 + fin.	
3-seater	6 490 005 + fin.	
3-seater + shelf	6 490 004 + fin.	
4-seater	6 490 007 + fin.	

### Chairs

Sold exclusively in sets of 2 of the same colour

Set of 2	5 490 001 + fin.	
	Unit price	

**SOSI**  
2 choices of finish for support frames (+ fin.)



Aluminium Black grey

From stock

### ■ Quadro bench units

> Square black MDF magazine shelf W. 45 cm > aluminium grey finish.

#### Bench units

2-seater	6 820 002 SB
2-seater + shelf	6 820 001 SB
3-seater	6 820 004 SB

### ■ Double top low tables

> Metal structure in an aluminium grey finish > Two-tier transparent glass tops can be removed from frame > Black polypropylene glides > Height 45 cm.

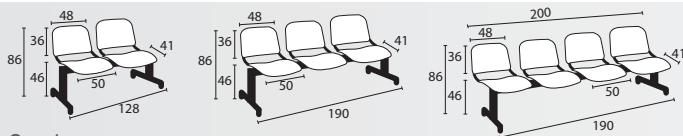


#### Square table

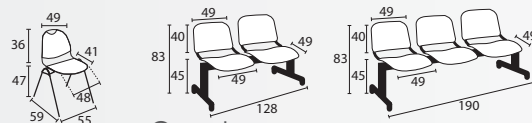
W. 60 x D. 60 cm 6 339 010 GI SB

#### Rectangular table

W. 90 x D. 60 cm 6 339 011 GI SB



Sosi



Quadro



## ■ Shine bench units

> Seats and backrest made from ABS, bench unit support frame and legs in a chrome SQ finish > 4 versions > Monochrome beam (2, 3 or 4 seats) > Self-assembly kit bench unit (mixture of colours possible) > Structure and legs (2, 3 or 4 seats) > Seat and backrest (sold separately).

### Monochrome bench units

2-seater	6 815 001 + col. + SQ
3-seater	6 815 002 + col. + SQ
4-seater	6 815 003 + col. + SQ

### Design your own bench unit, mix and match colours

#### Support frame and legs

2-seater	6 815 004 SQ
3-seater	6 815 005 SQ
4-seater	6 815 006 SQ

#### Seat and backrest

Unit price	6 815 007 + col.
------------	------------------

### 8 choices of seat colour (+ col.)

<b>LC</b>	<b>LB</b>	<b>LA</b>	<b>OD</b>	<b>LX</b>	<b>LT</b>	<b>LY</b>	<b>OC</b>
Green	Bordeaux	Graphite grey	White	Light grey	Orange	Blue	Black
From stock			On request (allow 6 weeks)				

