

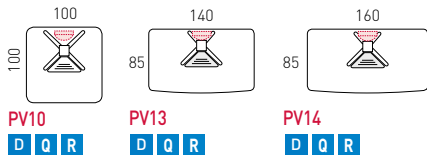
POWER

—By ITEMDesign Works—

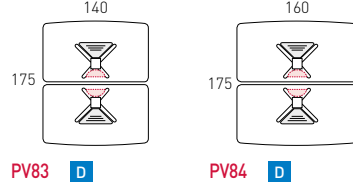


POWER DESK - 100 SERIES

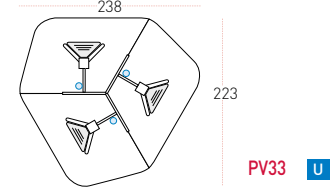
STRAIGHT DESKS



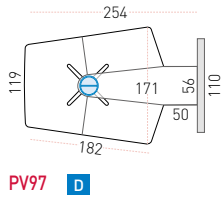
DOUBLE DESK



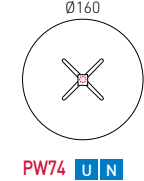
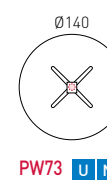
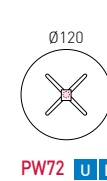
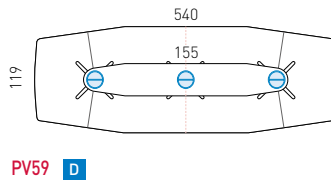
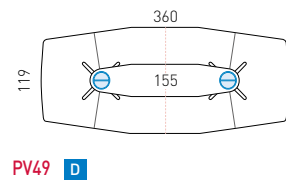
TRIPLE DESK - GEN



VIDEO-CONFERENCE TABLE



MEETING TABLES



Optional Access to wiring (red square) Included Access to wiring (blue square)

TECHNICAL CHARACTERISTICS OF THE POWER RANGE - 100 SERIES

STRUCTURE

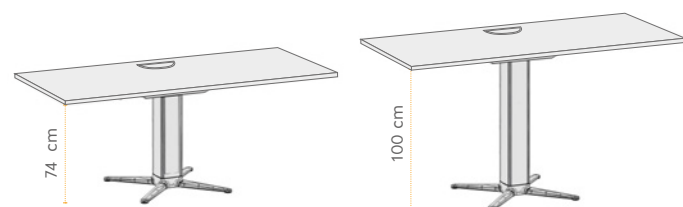


- ① **Structure** realized in melamine board of 25/30 mm of thickness, like support of the work surface.
- ② **Lower container** made of 6 mm-thick steel sheet, with a large capacity for cable accesses.
- ③ **Column:**
 - **Fixed Desks:** 150 x 150 mm extruded aluminium.
 - **Electronic Elevation Desks:** Adjustable steel tube leg composed of one 137 x 137 mm section, plus a 150 x 150 mm extruded aluminium cover.
- ④ **Base:** Base with four 610 x 506 mm cross supports in individual and double desks, 610 x 400 mm in triple desks and 610 x 610 mm in meeting and videoconference tables, made of die-cast aluminium. Levellers made of PP.
- ⑤ **Work Surface,** made of 25 mm melamine with 2 mm thick edges, applied with hot melt adhesive and rounded to R = 2 mm; 13 mm phenolic or 10 mm crystal. Rounded corners. Different finishes.
- ⑥ **Cable accesses,** with a semicircular shape, made of die-cast aluminium. Flip-up cover.
- ⑦ **Silent Block.** System that minimize the noise of lifting of the table.

TYPE OF DESKS

The Power Tables 100 series offer 2 desk models, depending on the model:

FIXED DESKS



ELECTRONIC ELEVATION DESK



BASE



Straight and double desk




Triple desk



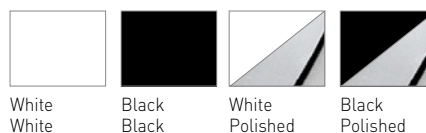
Meeting and video-conference table

FINISHES

SURFACES FINISHES



COLUMN / BASE COMBINATION

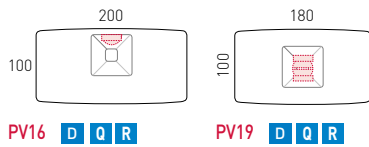




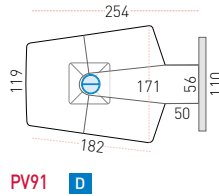
POWER DESK - 300 SERIES



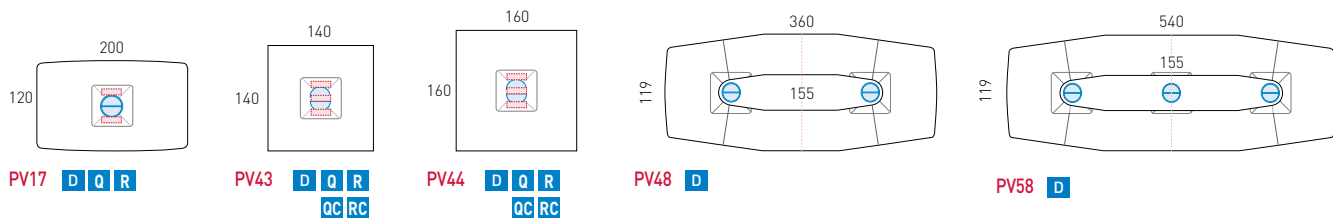
EXECUTIVE TABLES



VIDEO-CONFERENCE TABLE



MEETING TABLES



 Optional Access to wiring Included Access to wiring

TECHNICAL CHARACTERISTICS OF THE POWER RANGE - 300 SERIES

■ STRUCTURE

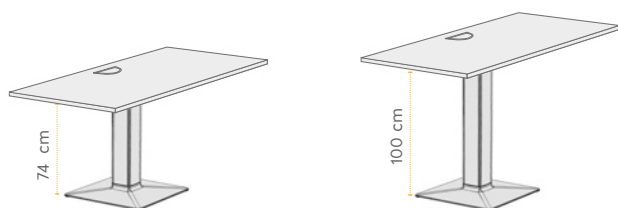


- ① **Structure** realized in melamine board of 25/30 mm of thickness, like support of the work surface.
- ② **Lower container** made of 6 mm-thick steel sheet, with a large capacity for cable accesses.
- ③ **Column:**
 - Fixed Desks: 150 x 150 mm extruded aluminium.
 - Electronic Elevation Desks: Adjustable steel tube leg composed of one 137 x 137 mm section, plus a 150 x 150 mm extruded aluminium cover.
- ④ **Base:** 610 x 610 mm square base, made of die-cast aluminium. Levellers made of PP. It include counterweight for greater stability.
- ⑤ **Work Surface,** made of 25 mm melamine with 2 mm thick edges, applied with hot melt adhesive and rounded to R = 2 mm; 13 mm phenolic or 10 mm crystal. Rounded corners. Different finishes.
- ⑥ **Cable accesses,** with a semicircular shape, made of die-cast aluminium. Flip-up cover.
- ⑦ **Silent Block.** System that minimize the noise of lifting of the table.

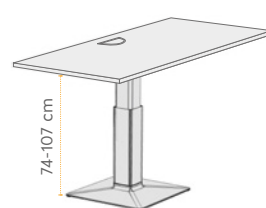
■ TYPE OF DESKS

The Power Tables 300 series offer 2 desk models, depending on the model

FIXED DESK



ELECTRONIC ELEVATION DESK




■ BASE



61 x 61 cm square base, made of die-cast aluminium

■ FINISHES

SURFACES FINISHES

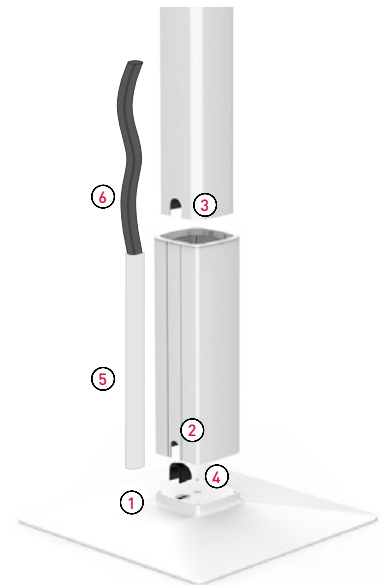


COLUMN / BASE COMBINATION



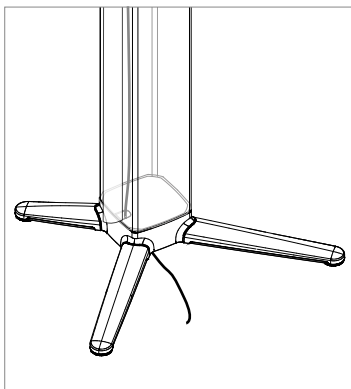
Power incorporates a cabling management system that allows the cabling to be hidden in an efficient and simple way, optimizing its use and avoiding possible accidents caused by bad electrical cabling. In addition, with the help of the rise of metallic wiring and the rise of cloth cables, a visual cleaning of the wiring in the tables is achieved.

- ① **Window** made in the base, to allow the lower passage of the wiring
- ② **Window** made in the external column, which allows the exit of the wiring, for its correct connection with the peripherals deposited in the metallic container.
- ③ **Window** realized in the interior column, that allows the coupling in the polypropylene cable guide placed in the base of the pedestal.
- ④ **Cable guide** made of polypropylene placed at the base of the base of the base.
- ⑤ **Metal riser cables**, with clip-on system in the grooves of the power column, which allows simple wiring guidance, providing visual cleanliness.
- ⑥ **Textile cable riser**, with zipper system, with additional protection against flames and abrasion.



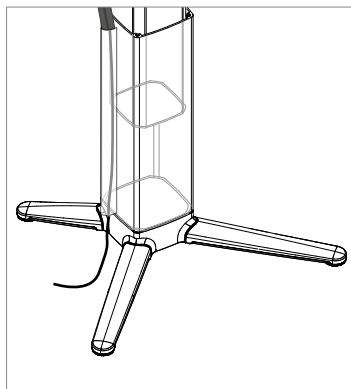
CABLE MANAGEMENT ACCORDING TO POWER MODEL

100 Series - Fixed Height



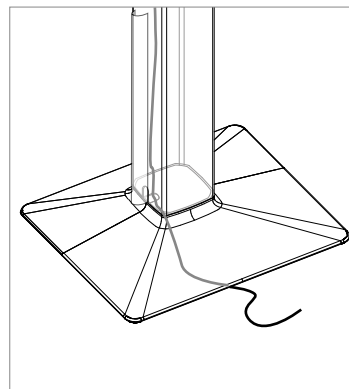
- ① **Window** made in the base, to allow the lower passage of the wiring.
- ⑤ **Metal riser cables**, with clip-on system in the grooves of the power column, which allows simple wiring guidance, providing visual cleanliness.

100 Series - Elevable Height



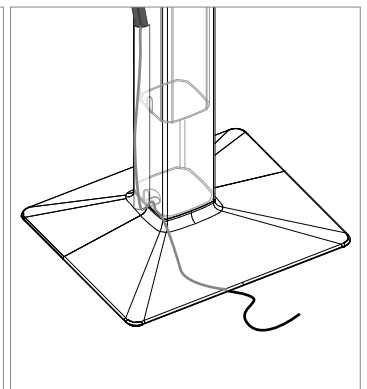
- ⑤ **Metal riser cables**, with clip-on system in the grooves of the power column, which allows simple wiring guidance, providing visual cleanliness.
- ⑥ **Textile cable riser**, with zipper system, with additional protection against flames and abrasion.

300 Series - Fixed Height



- ① **Window** made in the base, to allow the lower passage of the wiring.
- ⑤ **Metal riser cables**, with clip-on system in the grooves of the power column, which allows simple wiring guidance, providing visual cleanliness.

300 Series - Elevable Height



- ① **Window** made in the base, to allow the lower passage of the wiring.
- ② **Window** made in the external column, which allows the exit of the wiring, for its correct connection with the peripherals deposited in the metallic container.
- ③ **Window** realized in the interior column, that allows the coupling in the polypropylene cable guide placed in the base of the pedestal.
- ④ **Cable guide** made of polypropylene placed at the base of the base of the base.
- ⑤ **Metal riser cables**, with clip-on system in the grooves of the power column, which allows simple wiring guidance, providing visual cleanliness.
- ⑥ **Textile cable riser**, with zipper system, with additional protection against flames and abrasion.

POWER VIDEO-CONFERENCE



Maximum weight and sizes

TV 50"

maximum 30KG

FEATURES

- ① **Structure** realized in melamine board of 25/30 mm of thickness, like support of the work surface.
- ② **Lower container** made of 6 mm-thick steel sheet, with a large capacity for cable accesses.
- ③ **Column:** 150 x 150 mm extruded aluminium.
- ④ **Base:**
 - **SERIE 100:** Base with four 610 x 610 mm cross supports, made of die-cast aluminium. Levellers made of PP.
 - **SERIE 300:** 610 x 610 mm square base, made of die-cast aluminium. Levellers made of PP.
- ⑤ **Work Surface**, made of 25 mm melamine with 2 mm thick edges, applied with hot melt adhesive and rounded to R = 2 mm. Rounded corners. Different finishes.
- ⑥ **Cable accesses**, with a semicircular shape, made of die-cast aluminium. Flip-up cover. 3 types:
 - **Without Power Frame**
 - **With Power Frame without Dedicated CPU.** It includes: HDMI + 2 Powers
 - **With Power Frame with Dedicated CPU.** It includes: 2 USB- 3.0 + HDMI + Power

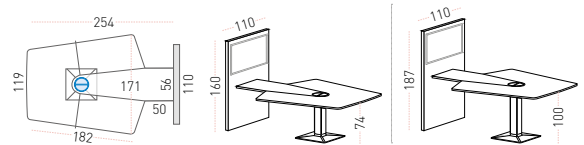
- ① MFC with aluminium frame "TV" panel fixed on table. "TV and wiring not included".
- ② ABS levellers with anti-skid pad for fixed TV Panel.
- ③ **Screen Connection:** It includes:
 - **EU:** 3 power modules - GX30 + Cable with Power GX21
 - **UK:** 3 power modules - GX30L + Cable with Power GX21L
 - **US:** 3 power modules - GX30D + Cable with Power GX21D
- 2 USB- 3.0 elbow
- 2 HDMI elbow
- 4 adhesive support for cables
- 1 screw kit
- ④ Fixing points for monitors as per VESA 200, 300 and 400. Interior fixing points for CPU (As per VESA 75 and 100).

CONFIGURATION EXAMPLES



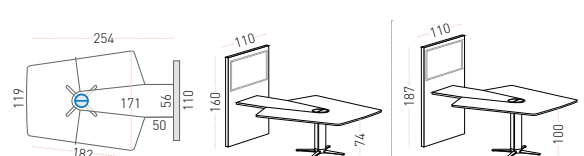
SERIE 300

PV91



SERIE 100

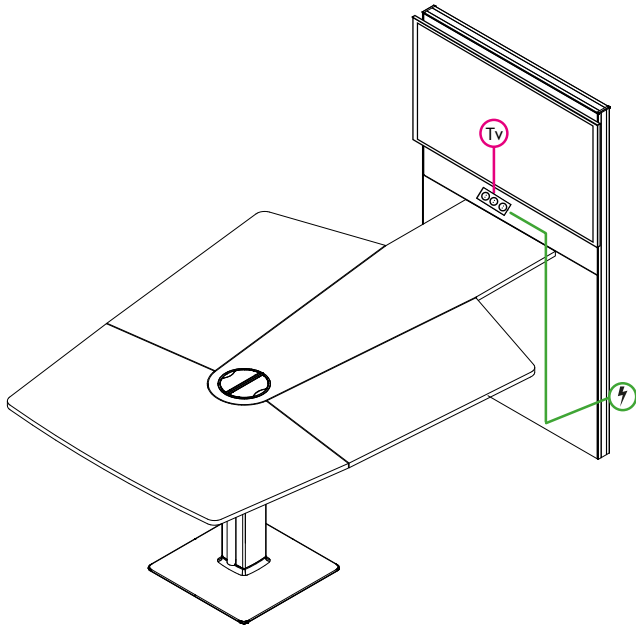
PV97



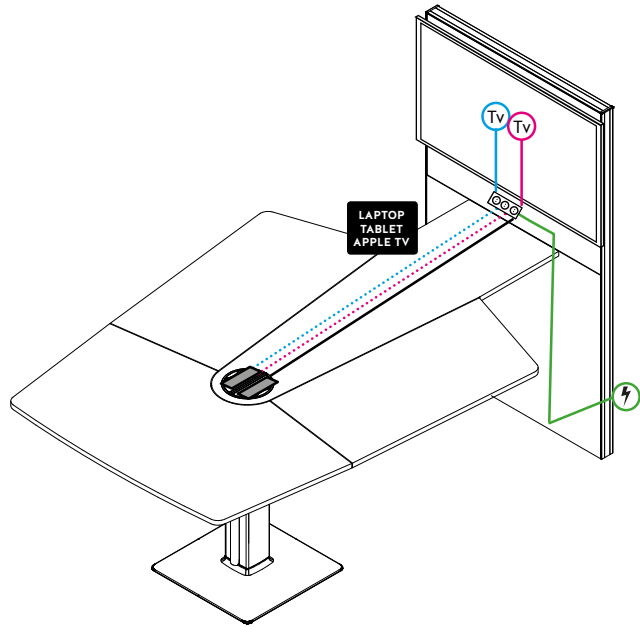
NOTE: Computers and/or Televisions are not included in the price.

POWER VIDEO-CONFERENCE - ELECTRONIC DEVICES

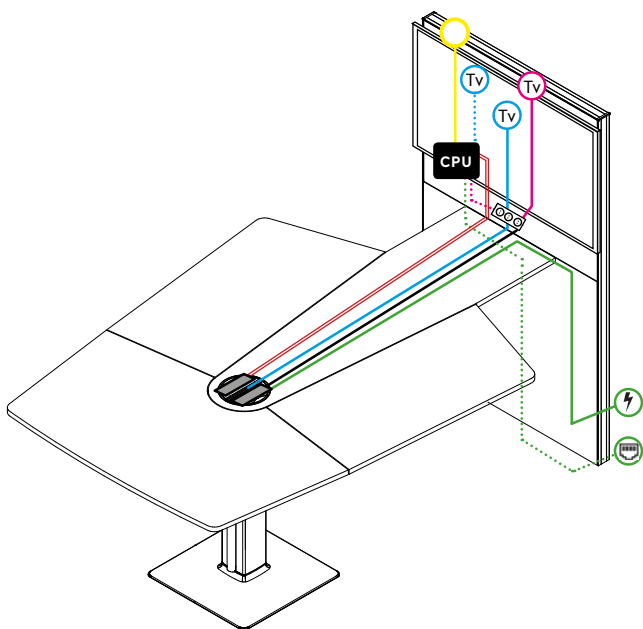
SCREEN WITHOUT POWER FRAME














**SCREEN WITH POWER FRAME
NO CPU
(HDMI + SCHUKO)**



**SCREEN WITH POWER FRAME
WITH CPU (not included)
(HDMI + USB + SCHUKO)**



• **CAPTION**

-  HDMI 1 (This cable connects TV to Power frame)
-  HDMI 2 (This cable connects TV to CPU)
-  TV ELECTRICITY (this cable connects TV to electricity)
-  CPU ELECTRICITY (this cable connects CPU to electricity)
-  USB - 2 UDS. (These cables connect CPU with power frame)
-  WEBCAM (This cable connects webcam with CPU)
-  GENERAL ELECTRICITY (This cable connects multiple connector to electricity)
-  CABLE RED (This cable connects CPU to Ethernet point)
-  PF ELECTRICITY (This cable connects power frame to GX30)
-  GX30 (Located where power frame is connected, tv and the CPU electricity, in the panel)
-  POWER FRAME: USB (2ud) + HDMI (1ud) + Shuko (1ud). (Devices are connected outwardly. HDMI of the tv and 2 USB are connected to CPU inwardly).

POWER FILING – Independent use or with individual desks – 100 Series



■ CARACTERÍSTICAS

① **Power storage:** ①a Storage units to be used with Power individual desks and ①b Storage units for independent use.

① **Frame:** : Frame made of 19 mm melamine in a white finish. There are two available models:

- Individual models 165 x 42 x 54 cm – 1-sided usable space

- Double models de 165 x 77 x 53 cm - 2-sided usable space

② **Shelving:** 19 mm interior middle shelves made of melamine in a white finish.

③ **Top cover:** 19 mm melamine top with metal plated, softened edges for increased safety and durability, in a white finish, complying with the standards for abrasion and scratch resistance.

④ **Front covers:** There is 1 attached front cover in the centre of the storage unit and two models with reversible front covers, that can be combined with each other.

④a 16 mm attached hinged door made of melamine in white, acacia and chestnut finishes. The door is hinged for opening.

④b Filing Drawer with metal tray and 16 mm melamine front cover in white, acacia and chestnut finishes. Inside it has a removable drawer with a 16 mm melamine front cover, in the same finishes.

④c 16 mm hinged melamine door in white, acacia and chestnut finishes. Hinges with three-dimensional regulation and automatic assembly. Soft closing system hinges.

⑤ **Space for desk placement:** Interior recess to place the column of the individual Power desks, in both fixed desks and electronic desks.

⑥ **“U” Cable Access:** Both the cover and the lower part of the storage unit have a round Ø80mm cable access, which allows for correct and functional cable access and a cleaner aesthetic.

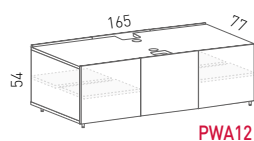
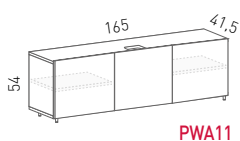
⑦ **Die-cast aluminium legs,** with non-slip PVC patch.

⑧ **Optional accessories** for use with storage units (screens, pads, under desk cable management...)

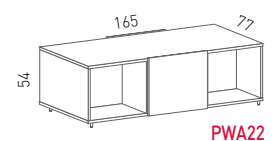
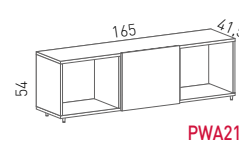


AUXILIARY STORAGES

CABINETS FOR USE WITH INDIVIDUAL TABLES POWER



CABINETS FOR INDEPENDENT USE



■ EXAMPLES OF CONFIGURATION



■ **CABLE ACCESS MANAGEMENT**



Semicircular Cable Access
Straight desk
Direction desk



Double Semicircular Cable Access
Meeting Desk
Video-Conference Desk



Cable Access "U"
Triples Desk - Gen
Storage units Power



Cable Access "N"
Triples Desk - Gen

■ **FOOTRESTS**



ABS footrests
Footrests in a black finish
(Only Serie 100)

■ **MODESTY PANELS**

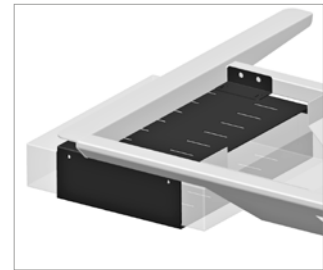


MFC or Steel

■ **CPU SUPPORT / RISE CABLES**




Metal riser cables
Extruded aluminum.
Anclada a la columna de la mesa



CPU SUPPORT
(Only straight desk and double desk Serie 100)

■ **SCREENS FOR TABLES**

POWER offers a variety of screen options. Fully upholstered, with aluminium profiles or guides for attaching 3rd level elements, upholstered, sound absorbing or made of glass. Power also has moveable screens that incorporate a stable support system without being attached.



Attached Screens for individual desks - 100 series



Attached Screens for double and triple desks - 100 series





Attached and Moveable Desk Top Screens placed on the surface of the desk top (for 140 x 140 and 160 x 160 cm desks with a single desk top - 300 series).



■ **ACCESSORIES FOR STORAGE UNITS**



Attached Screens placed on the top of the storage unit



Pads



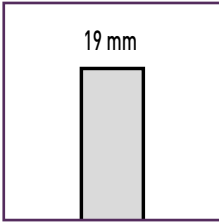
Elevation of PE cables.



■ **Desks mounted screens**

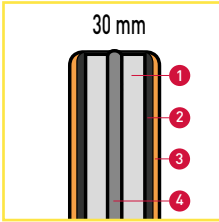
Desk-Mounted screens, different sizes available, fixing kits and finishes. Easy to be adapted to any surface. They provide visual contact but at the same time privacy. Twin desks with electrification system have their own desk-mounted screens

■ **DESK MOUNTED SCREENS OFFER**



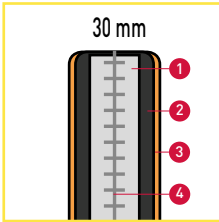
MFC SCREEN - e=19mm

19 mm thick Chipboard



UPHOLSTERED SCREEN WITH FLEXIBLE PROFILE - e=30mm

- ① 19 mm thick Chipboard
- ② Foam thickness e= 5 mm and 60 Kg/m³ density (etotal= 30 mm)
- ③ Different fabrics available glued using water glue.
- Optional accoustic or fire resistant fabrics for projects.
- ④ 8mm thick flexible Profile



UPHOLSTERED SCREEN. SEWAN AND SEATHED - e=30mm

- ① 19 mm thick Chipboard
- ② Foam thickness e= 5 mm and 60 Kg/m³ density (etotal= 30 mm)
- ③ Different fabrics available glued using water glue.
- Optional accoustic or fire resistant fabrics for projects.
- ④ Sewn and sheathed.



MATERIALS

Maximum use of materials to eliminate and minimize scraps. Use of recyclable and recycled materials in those components that do not affect the functionality and durability.

HIGH
RECYCLED
MATERIALS



PRODUCTION

Maximum optimization of energy use. Minimal environmental impact. Last generation technological systems. Zero discharge of wastewater. No VOC coatings. Processes free of heavy metals, phosphates, OC and COD.

100%
RECYCLABLE
ALUMINIUM, STEEL
& WOOD



TRANSPORT

Detachable systems. Volumes that facilitate the optimization of space. Maximum reduction of energy consumption by transport.

100%
RECYCLABLE
PACKAGE AND THINNER
FREE



USE

Quality and warranty. Long lasting. Replacements available.

EASY
TO CLEAN
AND MAINTAIN



DISPOSAL

Waste reduction. Supplier-manufacturer packaging reuse system. Components are easy to be separated. Inks in packaging are water-based, without solvents.

HIGH
RECYCLABLE
MATERIALS

■ **CERTIFICATES AND REFERENCES**

The different programmes get points in different environmental categories to get the LEED certificate (sustainability, material and resources, water, energy and atmosphere, inner environment quality, innovation and design).



The mark of responsible forestry



PEFC Certificate



EN ISO 14006:2011
ECODESIGN Certificate



UNE-EN ISO 9001:2008
ISO 9001 Certificate



UNE-EN ISO 14001:2004
ISO 14001 Certificate



E1 Certificate
by EN 13986



California 93120
Compliant Formaldehyde Phase 2



ACTIU TECHNOLOGY PARK
LEED® PLATINUM certified by USGBC
Leadership in Energy & Environmental Design
LEED® Gold certified 2011 - LEED® Platinum certified 2017